



## Subtitle Generator Tool User Manual

# WebCCTV

Let's make things safer!

# Contents

<b>CONTENTS .....</b>	<b>2</b>
<b>1 INTRODUCTION.....</b>	<b>3</b>
<b>2 LICENSE AGREEMENT .....</b>	<b>4</b>
<b>3 SUBTITLE GENERATION.....</b>	<b>9</b>
3.1 ACCEPT LICENSE AGREEMENT .....	9
3.2 MOVIES AND FOLDER SELECTION .....	9
3.3 SUBTITLE GENERATION.....	11
<b>4 WINDOWS MEDIA PLAYER.....</b>	<b>12</b>
4.1 CONFIGURATION .....	12
4.1.1 <i>Windows Media Player 9</i> .....	12
4.1.2 <i>Windows Media Player 10</i> .....	13
4.1.3 <i>Windows Media Player 11</i> .....	15
4.2 PLAY MOVIE AND SUBTITLE.....	17

# 1 Introduction

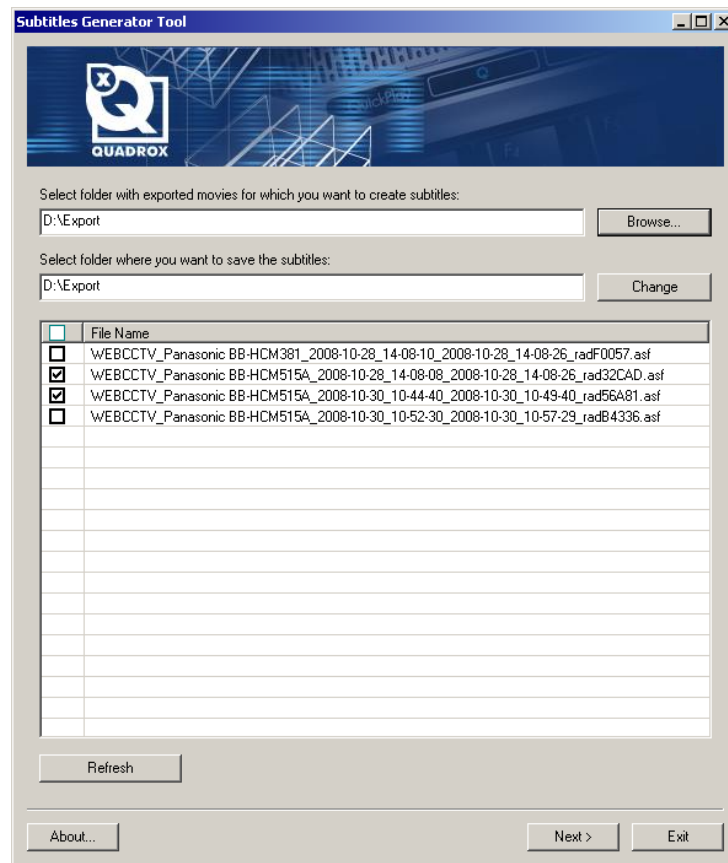
The Subtitles Generator Tool allows users to generate subtitle files for exported WebCCTV movies. These subtitle files (.smi) are automatically loaded when played in Windows Media Player.



**SAMI** (Synchronized Accessible Media Interchange) is a Microsoft accessibility initiative released in 1998. The structured markup language is designed to simplify creating captions for media playback on a PC. SAMI documents are text, and can be written in any text editor and have .smi or .sami as file extension. The subtitles generated by the Subtitle Generator Tool have .smi as file extension.

Showing subtitles allows the user to see images in combination with their real time which makes it possible to do detailed playbacks of exported WebCCTV movies without using the WebCCTV application itself.

The Subtitle Generator Tool can be used on any PC where exported WebCCTV movies are stored or located.



## 2 License Agreement

Copyright (C) 2007-2008 by Quadrox tsov. All rights reserved.

PLEASE, READ THIS DOCUMENT CAREFULLY BEFORE INSTALLING THE SOFTWARE. BY INSTALLING AND USING THE SOFTWARE, YOU AGREE TO BE BOUND BY THE TERMS OF THIS AGREEMENT. IF YOU DO NOT AGREE TO THE TERMS OF THE AGREEMENT, DO NOT INSTALL OR USE THE SOFTWARE.

### **SOFTWARE LICENSE AGREEMENT**

This Software License Agreement ("SLA") is a legal agreement between you ("Customer," either an individual or an entity) and Quadrox tsov ("Quadrox"). The term "Software" as used in this SLA means the computer software contained in the package or file(s) to which this SLA is annexed, the associated media, any printed documentation and materials, and any "on-line" or electronic documentation provided by Quadrox related to such software. By opening the packaging, downloading, indicating your acceptance on-screen or on-line, or installing and/or using the Software, you are agreeing to be bound by the terms of this SLA.

If you do not agree to the terms of this SLA,

- (a) you may not use the Software,
- (b) if you have received physical copies of the Software from Quadrox, you must promptly return the uninstalled Software, and all accompanying items as defined above, to Quadrox within ten (10) days of your receipt, in exchange for which you will receive a full refund of any paid license fees, and
- (c) you must immediately remove from your systems and destroy any and all copies of the Software and all of its component parts.

### **1. CONTROLLING LANGUAGE.**

The controlling language of this SLA will be English. Quadrox has provided translations in other languages solely for the convenience of the Customer.

### **2. GRANT OF LICENSE.**

Subject to the terms and conditions of this SLA, Quadrox hereby grants you a nonexclusive, nontransferable license ("Software License") to use the enclosed Software within the Territory, in the operating environment identified by Quadrox, on any number of computers for as long as you like. The software is however NOT Public Domain software.

For purposes hereof, "Territory" means, for a "U.S. Version" the United States and Canada, and for the "International Version" all countries except those countries where exportation or transmission is prohibited by any applicable EU, U.S. or other law or regulation, or in which any provision of this SLA is not enforceable. Customer represents that it has complied with any regulations or registration procedures required by applicable law to make this license enforceable.

This SLA does not grant you any rights in connection with any trademarks or service marks of Quadrox. Maintenance for the Software is subject to separate charges and is governed by Quadrox's standard maintenance policy, which policy is available from Quadrox in written form and is subject to change without prior notice.

### 3. RESTRICTIONS ON USE.

You may use the Software solely for your own internal data processing operations. If the Software is an upgrade of a previous version of the product, you may now use that upgraded product only in accordance with this SLA (provided you discontinue the use of the un-upgraded version).

You shall not:

- (a) remove any product identification, copyright notices, or other notices or proprietary restrictions from the Software;
- (b) make the Software available for commercial timesharing, rental, application service provider or service bureau use;
- (c) except as provided in paragraph 6, transfer, sell, assign or otherwise convey the Software to another party without Quadrox's prior written consent;
- (d) translate or otherwise prepare any derivative works based on the Software;
- (e) disclose any information related to the Software, including without limitation diagnostic tests, screen images, printed output, or results of any performance or benchmark tests of any Software to any third party without Quadrox's prior written approval;
- (f) use the Software as an aid to develop or market a competing product;
- (g) make any attempt to bypass or disable product serialization or time limit mechanisms where such mechanisms are utilized in the Software's programming, or
- (h) transfer or use the Software outside of the Territory without Quadrox's prior written consent and without paying any applicable additional fees.

You further agree to comply fully with all laws and regulations to assure that, should such consent be granted, neither the Software, nor any direct product thereof, is exported, directly or indirectly, in violation of law.

You also agree not to cause or permit the Software to be dumped, traced, disassembled, decompiled or otherwise reverse engineered except to the extent

- (x) applicable law expressly requires that you be permitted to decompile,
- (y) it is essential to do so in order to achieve interoperability of the Software with another software program, and
- (z) you have first requested Quadrox to provide the information necessary to achieve such interoperability and Quadrox has not made such information available in accordance herewith.

Quadrox has the right to impose reasonable conditions and to request a reasonable fee before providing such information. Any information supplied by Quadrox or obtained by you, as permitted hereunder, may only be used by you for the purpose described herein and may not be disclosed to any third party or used to create any software which is substantially similar to or competitive with the Software.

### 4. COPYRIGHT/OWNERSHIP OF SOFTWARE.

The Software is the proprietary product of Quadrox or its suppliers and is protected by copyright, trade secret, patent and other intellectual property laws and international treaties. You acquire only the right to use the Software and do not acquire any rights, express or implied, in the Software or media containing the Software other than those specified in this SLA. Quadrox or its suppliers shall at all times retain all rights, title, and interest, including intellectual property rights, in the Software and its media. You agree not to challenge the validity of Quadrox's or its suppliers' copyright or trademark rights in and to the Software.

**5. TRANSFER OF LICENSE.**

This Software License may not be transferred to a replacement computer or transferee of the original licensed computer without Quadrox's prior written permission and the payment of applicable fees. If such permission is granted by Quadrox, you may transfer the Software License to a replacement computer or to the transferee of the originally licensed computer, provided, that any such transferee agrees to and accepts all the terms of this SLA and you do not keep any portion or copy of the Software and all accompanying items (including any documentation, binders or other printed materials). You may not under any circumstances carry out any transfer permitted by the foregoing by means of communication over the Internet or any other public network.

**6. LIMITED WARRANTIES/EXCLUSIVE REMEDIES.**

Quadrox warrants that for 30 days from date of delivery to you:

- (a) enclosed media (if any) is free of defects in materials and workmanship under normal use; and
- (b) unmodified Software will substantially perform the functions described in documentation provided by Quadrox when operated on the designated computer and operating system.

Quadrox and its suppliers do not warrant that:

- (i) the Software will meet your requirements,
- (ii) the Software will operate in combinations you may select for use,
- (iii) operation of the Software will be uninterrupted or error-free, or
- (iv) all Software errors will be corrected.

THESE WARRANTIES ARE EXCLUSIVE AND IN LIEU OF ANY AND ALL OTHER WARRANTIES, WHETHER EXPRESS OR IMPLIED, INCLUDING IMPLIED WARRANTIES OF MERCHANTABILITY OR FITNESS FOR A PARTICULAR PURPOSE.

If you report an error in the Software within the 30 day period, Quadrox shall, at its option, correct the error, provide you with a reasonable procedure to circumvent the error, or, upon return of the Software to Quadrox, refund the license fees. Quadrox will replace any defective media without charge if it is returned to Quadrox within the 30 day period. These are your sole and exclusive remedies for any breach of warranty. This limited warranty gives you specific legal rights. You may have others, which may vary from place to place based on local laws, if applicable. You further acknowledge your understanding that if the Software is a Trial Version, Quadrox does not make any commitment to you to provide any support. In any event, Quadrox reserves the right to cease support of the Software and to alter prices, features, specifications, capabilities, functions, licensing terms, release dates, general availability or other characteristics of the Software.

EXCEPT FOR THE LIMITED WARRANTIES DESCRIBED ABOVE, THE SOFTWARE IS PROVIDED "AS IS", AND TO THE FULLEST EXTENT PERMITTED BY LAW, QUADROX AND ITS SUPPLIERS DISCLAIM ANY AND ALL OTHER WARRANTIES WITH RESPECT TO THE SOFTWARE, EXPRESS OR IMPLIED, INCLUDING, WITHOUT LIMITATION, ANY IMPLIED WARRANTIES OF MERCHANTABILITY, NON-INFRINGEMENT AND/OR FITNESS FOR A PARTICULAR PURPOSE. YOU,

THE END USER, ASSUME THE ENTIRE RISK ARISING OUT OF THE USE OR PERFORMANCE OF THE SOFTWARE.

#### **8. LIMITATION OF LIABILITY.**

QUADROX AND ITS SUPPLIERS SHALL NOT BE LIABLE FOR ANY INDIRECT, INCIDENTAL, SPECIAL OR CONSEQUENTIAL DAMAGES, OR DAMAGES FOR LOSS OF PROFITS, REVENUE, DATA OR DATA USE, INCURRED BY CUSTOMER OR ANY THIRD PARTY, WHETHER IN AN ACTION IN CONTRACT OR TORT, EVEN IF THEY HAVE BEEN ADVISED OF THE POSSIBILITY OF SUCH DAMAGES. QUADROX'S AND ITS SUPPLIERS' LIABILITY FOR DAMAGES HEREUNDER SHALL IN NO EVENT EXCEED THE FEES PAID BY CUSTOMER FOR THIS LICENSE. IF A COURT OR ARBITRATION TRIBUNAL (AS APPROPRIATE HEREUNDER) DETERMINES THAT ANY REMEDY PROVIDED TO YOU UNDER THIS SLA HAS FAILED OF ITS ESSENTIAL PURPOSE, THE LIMITATIONS ON LIABILITY AND EXCLUSION OF DAMAGES ABOVE SHALL NOT BE AFFECTED AND SHALL REMAIN IN FULL FORCE AND EFFECT.

#### **9. BINDING AGREEMENT.**

This SLA is a legally binding agreement between you and Quadrox and it is the complete and exclusive statement of all the terms which gives you the right to use the Software. No other terms, including, without limitation, those contained in any purchase orders or other forms shall be of any force or effect and only the terms of this SLA shall govern for all purposes; provided, that if you have previously executed (and Quadrox has accepted) a Quadrox Order Form, or if Quadrox has previously accepted your purchase order, or if there was previously a Quadrox license agreement in effect regarding the Software (each, a "Prior Agreement"), this SLA shall be deemed to modify and amend the Prior Agreement with regard to the subject matter covered by this SLA (and your acceptance of the terms of this SLA shall serve as an expression of your agreement to such modification), provided further, that any obligation to pay fees arising under the Prior Agreement shall survive. In the event of any termination of the license grant herein, the provisions of paragraphs 1 and 3 through 13 hereof shall continue in full force and effect.

Without prejudice to any other rights, Quadrox may terminate this SLA if you fail to comply with any of its terms and conditions. In such event, you must destroy any and all copies of the Software and all of its component parts.

#### **10. RESTRICTED RIGHTS.**

The Software is provided with RESTRICTED RIGHTS. Use, duplication or disclosure by the U.S. Government is subject to restrictions as currently set forth in subparagraph (c)(1)(ii) of the Rights in Technical Data and Computer Software clause at DFARS 252-227-7013 or subparagraphs (c)(1) and (2) of the Commercial Computer Software - Restricted Rights at 48 CFR 52.227.19, as applicable. Manufacturer is Quadrox tsov vul. Heroiv Kosmosu 4, 8th floor, 03 148 Kyiv, Ukraine.

#### **11. SEVERABILITY.**

If any provision, or portion thereof, of this SLA is invalid under any applicable statute or rule of law, it is to that extent to be deemed omitted.

#### **12. APPLICATION.**

**EUROPEAN UNION GOVERNMENT RESTRICTED RIGHTS**

All Software and related documentation are provided with restricted rights. Use, duplication or disclosure by the EU Government is subject to legal restrictions. If you are sub-licensing or using the Software outside of the EU, you will comply with the applicable local laws of your country, EU export control law, and the English version of this Agreement.

**MANUFACTURER**

The Manufacturer for the Software is:

Quadrox tsov.

vul. Heroiv Kosmosu 4

8th floor

03 148 Kyiv

Ukraine

**GENERAL**

This Agreement is binding on you as well as your employees, employers, contractors and agents, and on any successors and assignees. Neither the Software nor any information derived there from may be exported except in accordance with the laws of the EU or other applicable provisions. This Agreement is governed by the laws of the European Union (except to the extent local law governs copyrights and locally registered trademarks). This Agreement is the entire agreement between us and supersedes any other understandings or agreements, including, but not limited to, advertising, with respect to the Software. If any provision of this Agreement is deemed invalid or unenforceable by any country or government agency having jurisdiction, that particular provision will be deemed modified to the extent necessary to make the provision valid and enforceable, and the remaining provisions will remain in full force and effect.

For questions concerning this Agreement, product or technical matters, please contact Quadrox tsov at the address stated above.

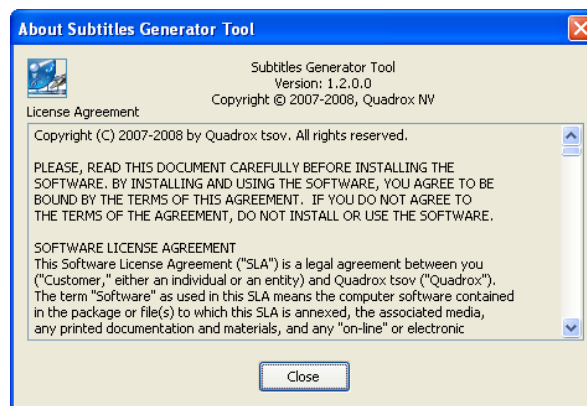


## 3 Subtitle Creation

This chapter explains the design and working of the tool. The intention of the tool is creating subtitles for exported WebCCTV movies. Creating a subtitle is done by a simple step procedure.

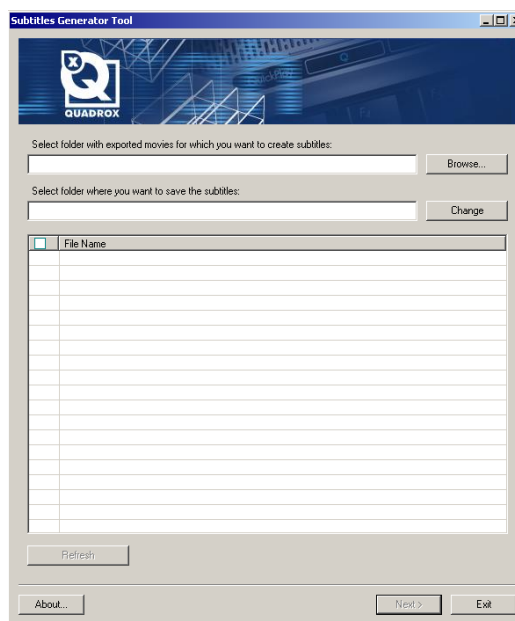
### 3.1 Accept License Agreement

The first time you start the Subtitle Generator Tool on a computer, you have to accept the license agreement. Please read it carefully before accepting. You can't use the Subtitle Generator Tool without accepting the license agreement (See Chapter 2. **License Agreement**).

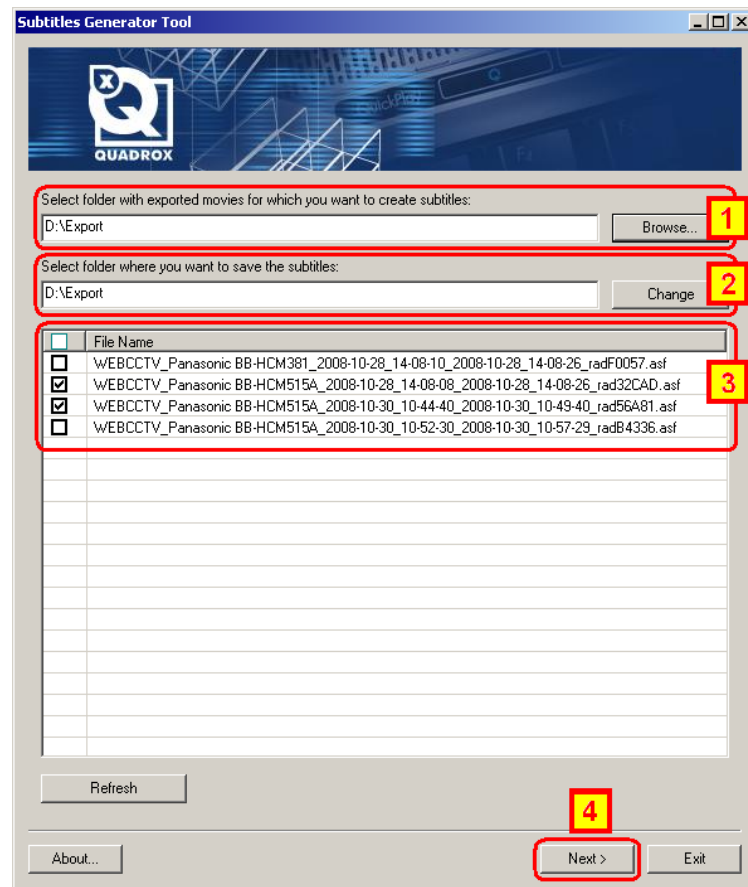


### 3.2 Movies and Folder selection

Once the license agreement has been accepted, the following screen will be the first screen when you open the Subtitle Generator Tool:



Please execute the following steps in order to prepare the subtitle creation:



1. Select folder with exported movies with **Browse** button.
2. If preferred, change folder where you want the subtitle to be saved with the **Change** button (Optional).



By default the Subtitles Generator Tool uses the path of the folder with exported movies which has been selected in step 1.

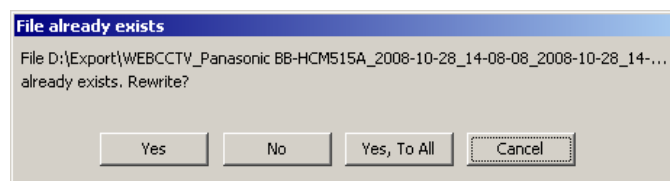
3. Select the movie by clicking the **checkbox** in front of the movie.



Click **Refresh** button if you want to refresh the list to see if new or other exported movies are found. Refreshing the list makes all checked found movies unchecked.

4. If you selected all the movies for which you want to create a subtitle, click **Next**.

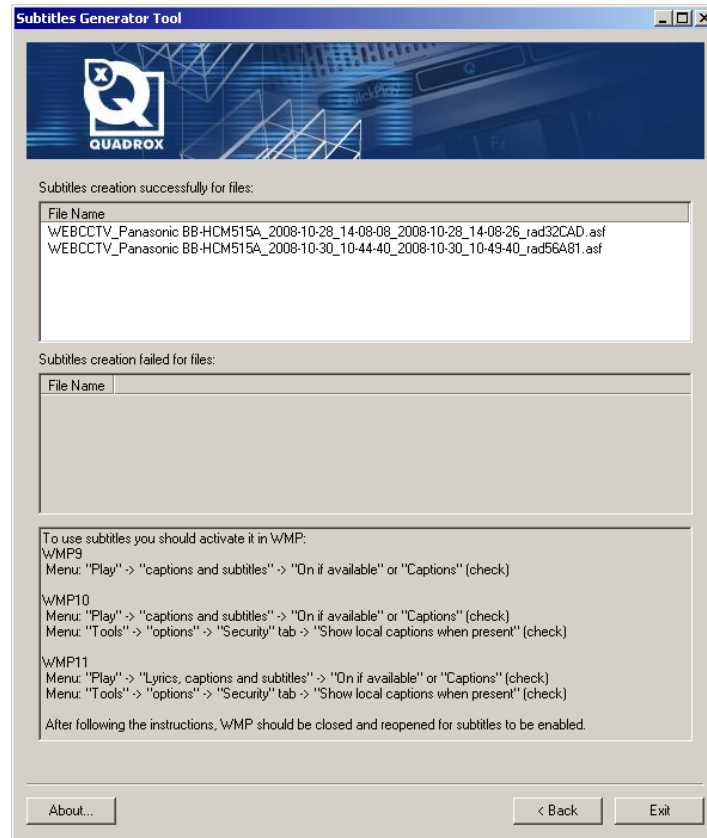
If a subtitle file already exists, a prompt will appear to ask you what you want to do:



If you want to exit the application, click **Exit**.

## 3.3 Subtitle Generation

After clicking **Next** in chapter 3.2 **Movies and Folder selection**, the following screen is shown:



The screen is divided in three sections:

- **Subtitles creation successful:** For each movie file in this section a subtitle was successfully created and saved in the output folder.
- **Subtitles creation failed:** If the Subtitle Generator Tool wasn't able to create a subtitle for certain movies, these movies will appear in this section.
- **Windows Media Player instructions:** The bottom section explains how to configure windows media player 9, 10 and 11 in order to be able to load the subtitles when the movie is opened in WMP. See chapter 4. **Windows Media Player** for more information.



You only have to follow the Windows Media Player instructions once, i.e. the first time when you want to open a WebCCTV exported movie with subtitles on a PC.

If you want to go back to the selection screen, click **Back**.

If you want to exit the application, click **Exit**.

## 4 Windows Media Player

This chapter explains how to play subtitles together with exported WebCCTV movies in Windows Media Player 9, 10 and 11.

### 4.1 Configuration

Configuring Windows Media Player is easy and takes approximately one minute.



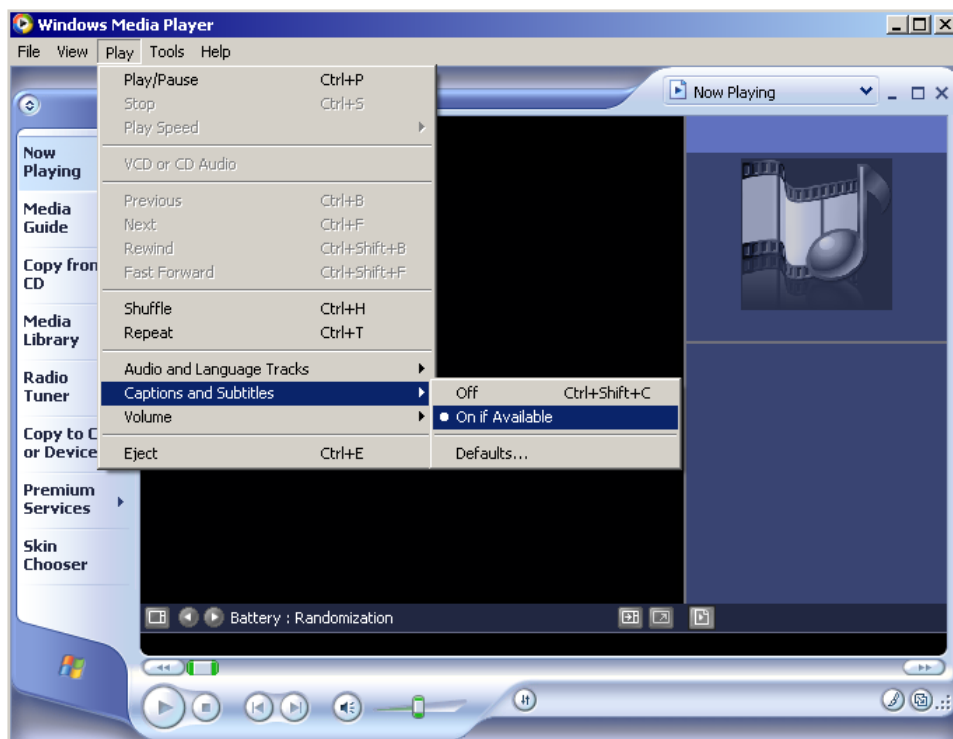
You only have to do this configuration the **first time** that you are going to play subtitles together with exported WebCCTV movies!

To configure Windows Media Player, follow the steps below depending on your Windows Media Player version<sup>1</sup>.

#### 4.1.1 Windows Media Player 9

Open Windows Media Player and execute following steps:

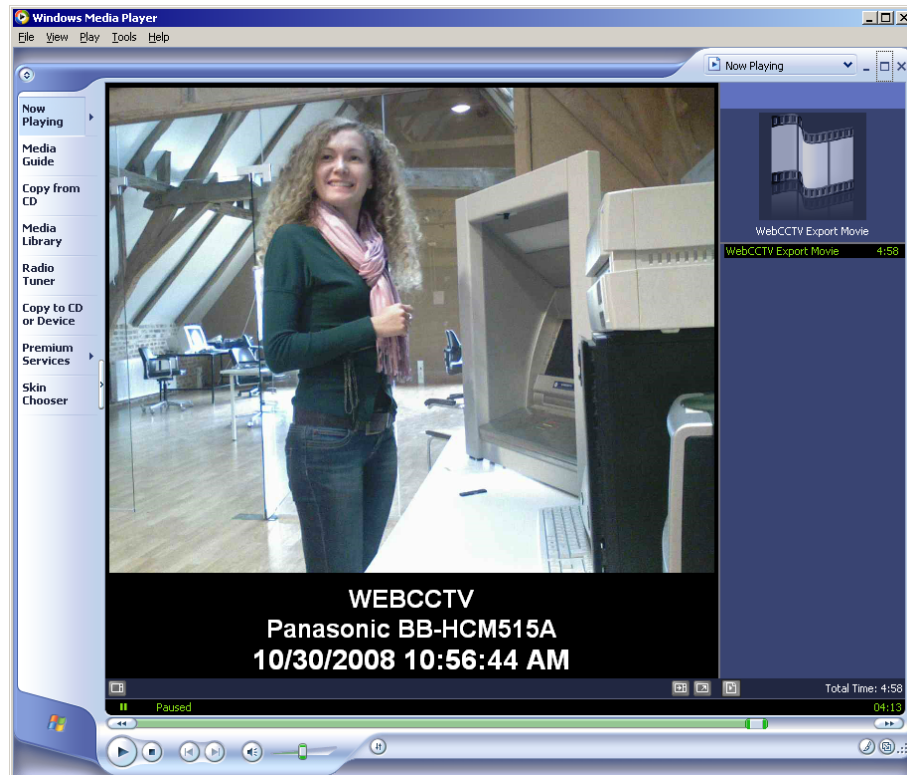
- Go to **Play > Captions and Subtitles** and select **On if available** or **Captions**



- Close Windows Media Player

<sup>1</sup> You can see which version of Windows Media Player is installed on your computer by opening the **Help → About Windows Media Player** menu in Windows Media Player.

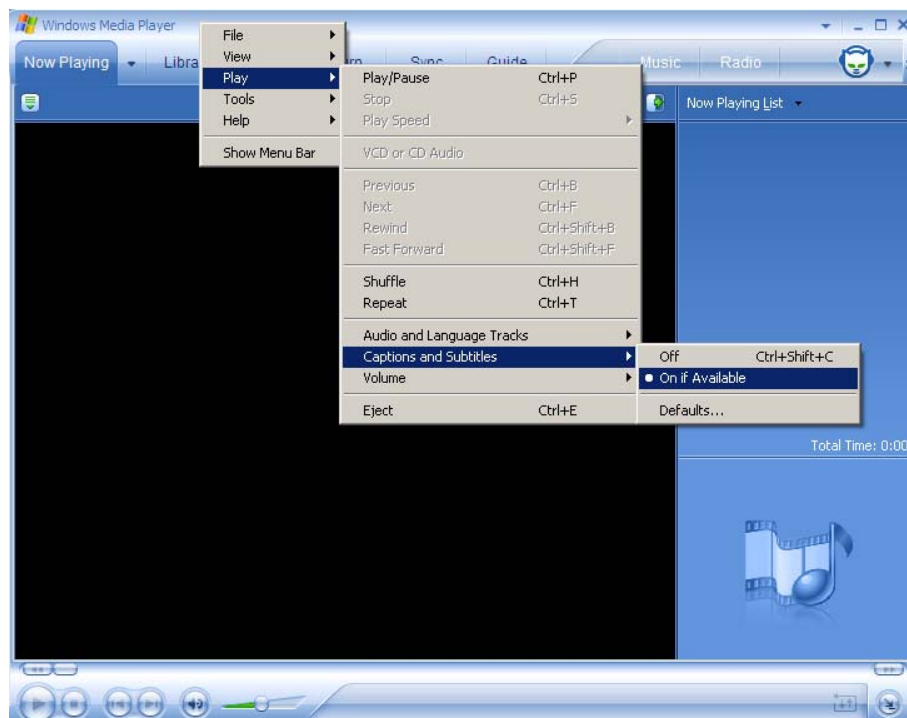
You can now play exported WebCCTV movies together with subtitles.



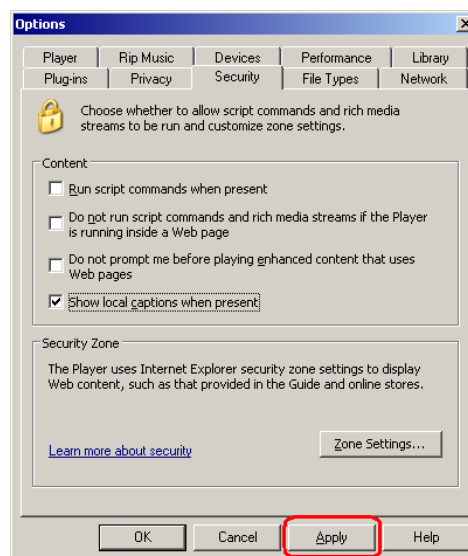
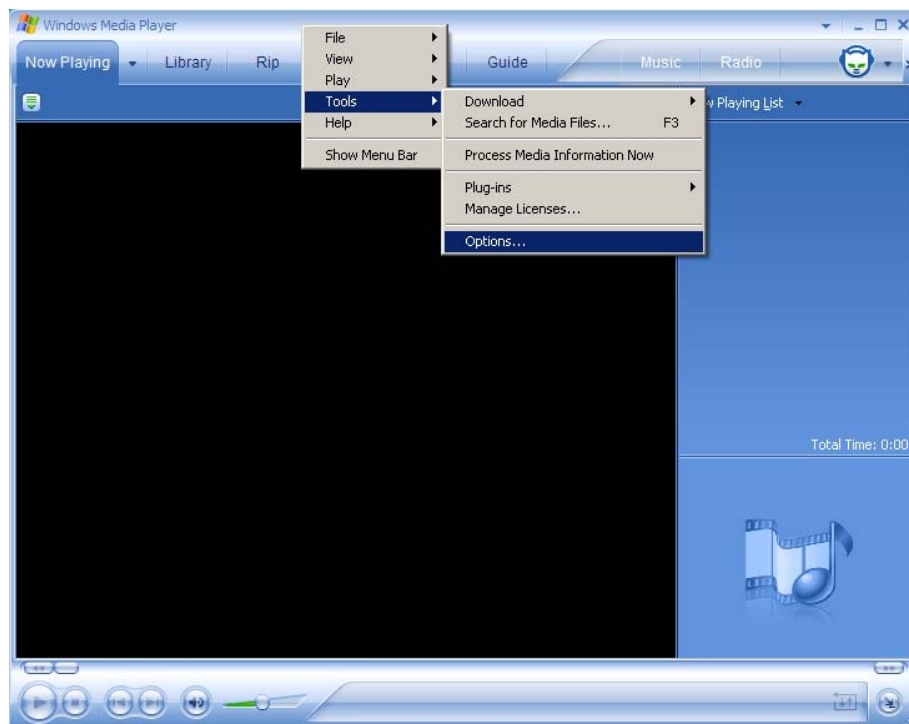
### 4.1.2 Windows Media Player 10

Open Windows Media Player and execute following steps:

- Go to **Play > Captions and Subtitles** and select **On if available** or **Captions**

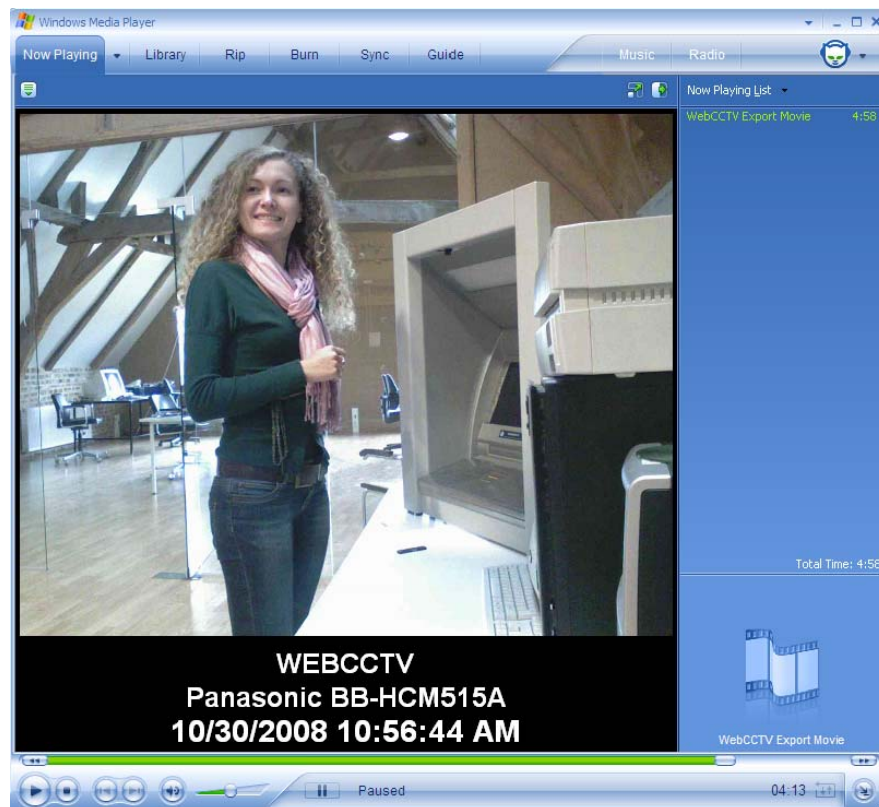


- Go to **Tools > Options > Security** tab, select **Show local captions when present** and click **Apply**.



- **Close Windows Media Player**

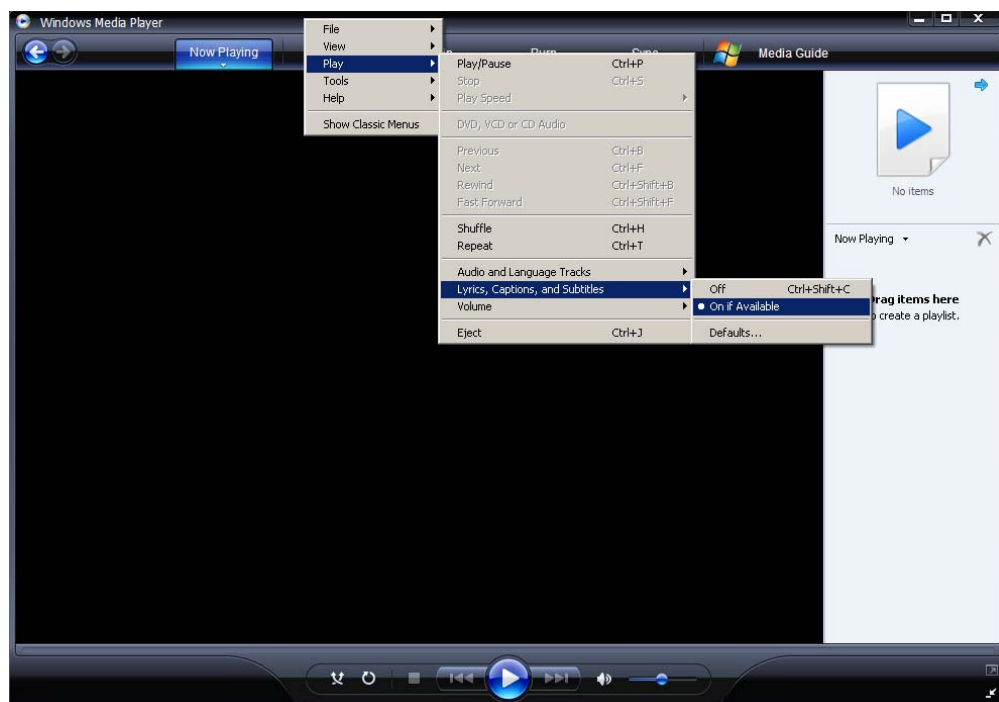
You can now play exported WebCCTV movies together with subtitles.



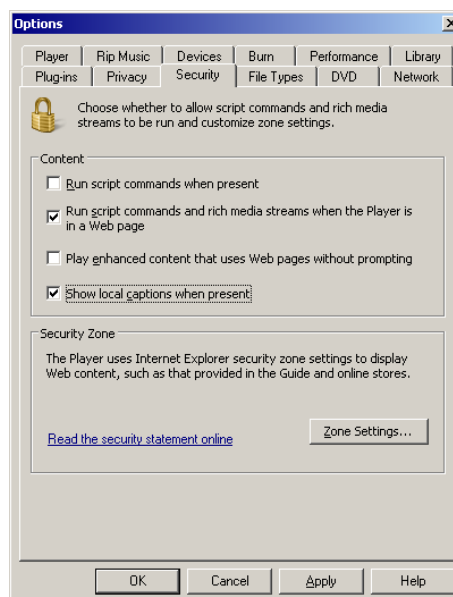
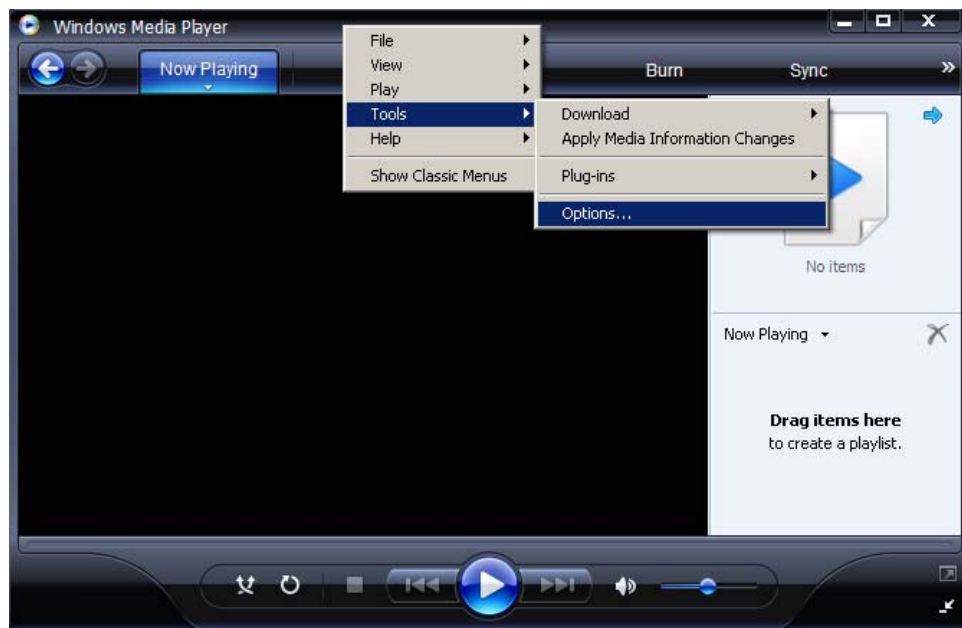
### 4.1.3 Windows Media Player 11

Open Windows Media Player and execute following steps:

- Go to **Play > Captions and Subtitles** and select **On if available** or **Captions**



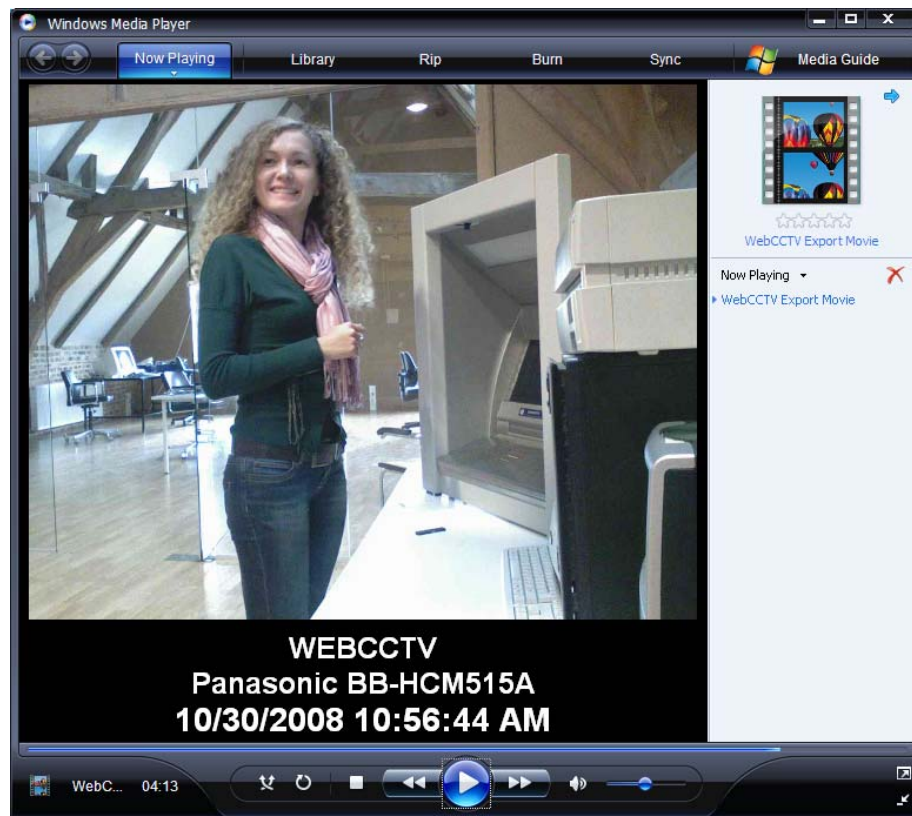
- Go to **Tools > Options > Security** tab, select **Show local captions when present** and click **Apply**.



- **Close** Windows Media Player



You can now play exported WebCCTV movies together with subtitles.



## 4.2 Play Movie and Subtitle

Playing an exported movie together with its subtitles is done automatically if the following conditions are met:

- Windows Media Player is configured (see Chapter **4.1 Configuration**)



You only have to do this configuration the **first time** that you are going to play subtitles together with exported WebCCTV movies!

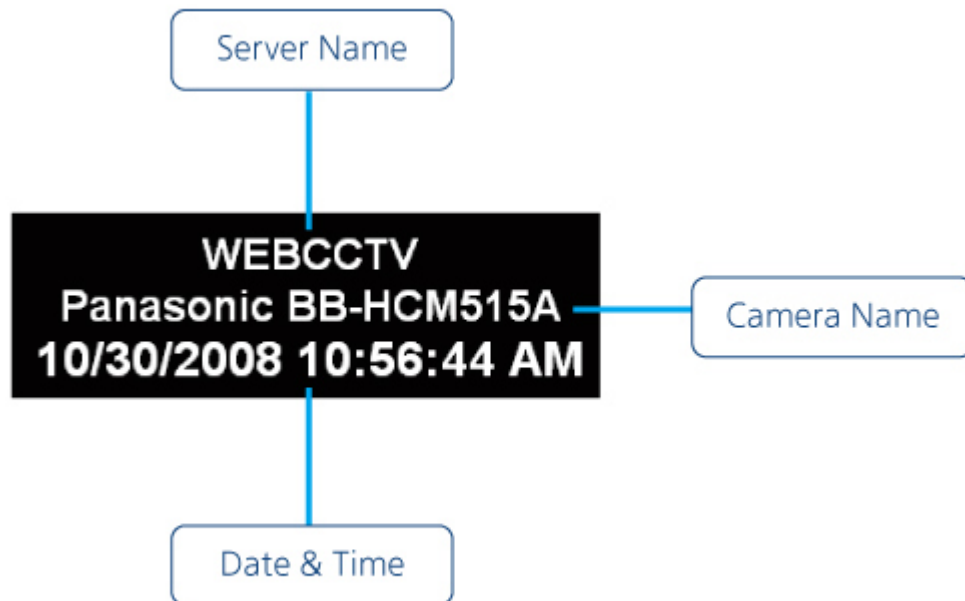
- Your subtitle file is located in the same folder as your exported WebCCTV movie
- Your subtitle file has the same name as the exported WebCCTV movie

To play a movie, double click on it. Windows Media Player will open and start playing the movie and the subtitle. When the movie is playing, the subtitles are shown below the video image.



As time elapses, the subtitle will change. This refresh is done every second.

The following information can be found in the subtitle:



- **Computer Name:** Name of the computer where the movie has been exported.
- **Camera Name:** Name of the camera on the WebCCTV server.
- **Date & Time:** Date and time at that moment of the recording.

For more information, contact [support@quadrox.be](mailto:support@quadrox.be)